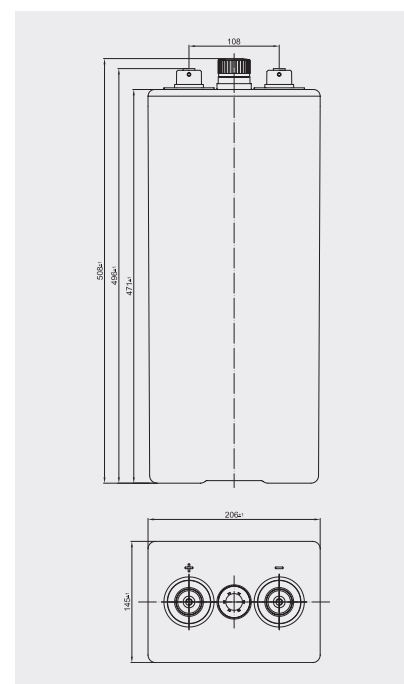



OPzS Cell 2V 6 OPzS 420

Technical Characteristics

Capacity (Ah), C ₁₀ (1.8 V/cell, 20 °C)	465
Plate Capacity (Ah), C ₁₀ (1.8 V/cell, 20 °C)	70
Number of plates (+) per cell	6
Content in Antimony of positive plates	≤1.65%
Nominal voltage (V)	2
Electrolyte density for fully charged state at 25 °C (gr/ml)	1.24
Floating voltage set point (V/cell)	2.23
Floating voltage tolerance from set point	+0.02 V (2.21-2.25)
Single cell floating voltage tolerance from set point	+0.1V-0.05 V (2.18-2.33)
Initial charge current (A)	42
End of charge Voltage (V/cell)	2.35 to 2.40
Recommended End of Discharge voltage for 10-hr rate (V/cell)	1.80
Recommended End of Discharge voltage for 1-hr rate (V/cell)	1.65
Short circuit current (A)	3600
Internal resistance (mOhm/cell)	0.58
Number of cycles at 60% depth of discharge	2000
Self-discharge rate per month	<2.5%
Efficiency factor (kWh)	85%
Efficiency factor (Ah)	95%
Dimensions in mm (LxWxH)	145x206x496
Weight:	
• Without electrolyte (kg)	24.3
• With electrolyte (kg)	33.5
Type and number of poles	M10 / 2



OPzS Cell 2V 6 OPzS 420

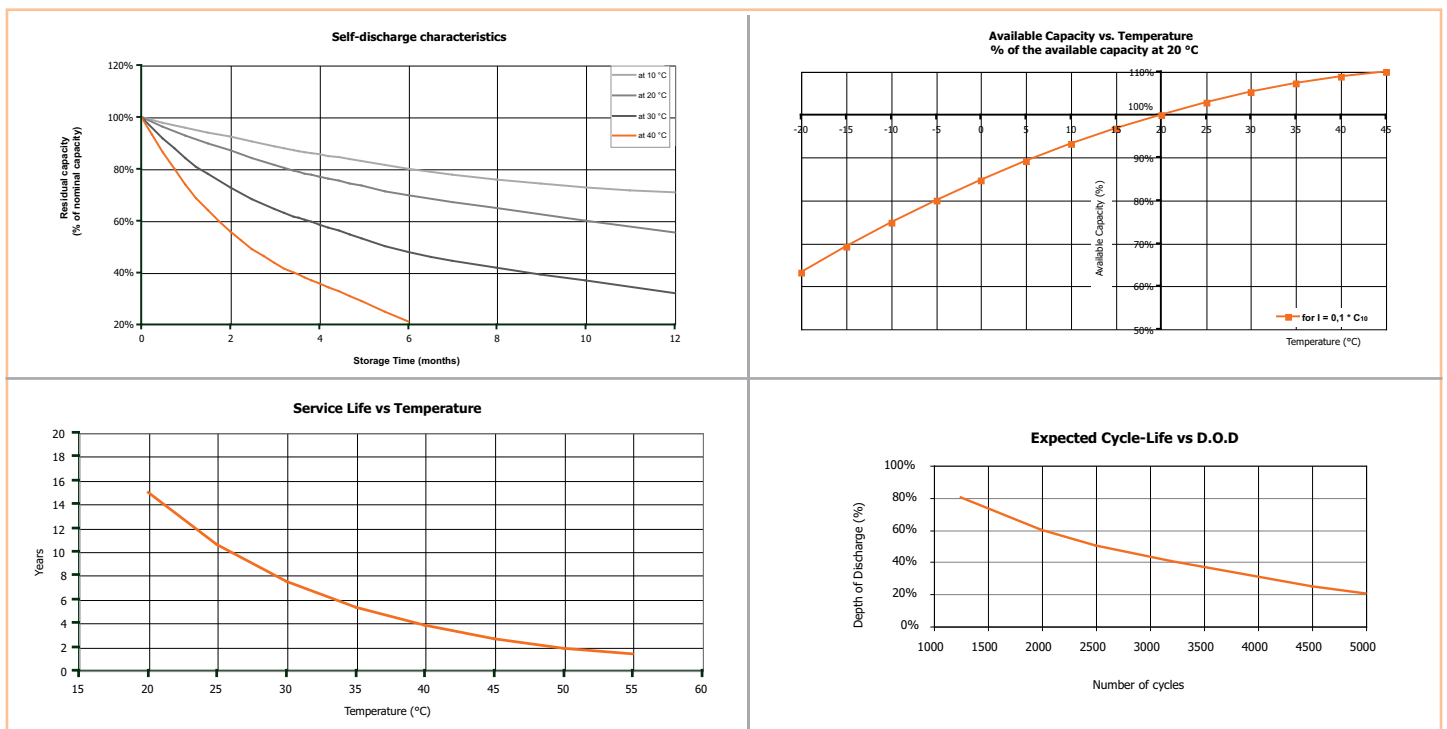
Constant Current Discharge in A/cell (at 20 °C)

Uend	Discharge Time												
	15 min	30 min	45 min	1 h	1.5 h	2 h	3 h	4 h	5 h	6 h	8 h	10 h	20 h
1.60 V	500.8	356.8	285.2	243.3	189.8	158.1	120.0	98.0	82.9	72.3	58.3	49.3	27.3
1.65 V	460.5	339.9	275.5	237.4	186.3	155.6	118.4	96.9	82.0	71.6	57.7	48.8	27.1
1.70 V	414.4	315.0	260.8	228.1	181.1	152.1	116.2	95.3	80.8	70.5	56.9	48.2	26.8
1.75 V	354.8	285.8	242.5	215.8	174.9	147.9	114.1	93.8	79.8	69.5	56.2	47.5	26.4
1.80 V	298.4	249.7	214.7	192.8	160.8	137.9	109.9	90.6	77.5	68.0	55.0	46.5	25.9
1.83 V	261.8	222.1	194.9	177.7	148.7	129.7	104.7	86.9	74.8	65.7	53.1	44.8	25.0
1.85 V	238.8	204.1	180.7	165.7	141.5	123.5	98.8	83.1	72.0	63.3	51.4	43.3	24.2
1.87 V	214.8	186.1	165.8	152.7	131.5	116.4	93.3	78.6	68.2	60.3	49.1	41.4	23.2
1.90 V	175.1	157.0	141.1	130.8	114.6	100.6	82.4	70.0	61.2	54.6	44.7	37.9	21.1

Constant Power Discharge in W/cell (at 20 °C)

Uend	Discharge Time												
	15 min	30 min	45 min	1 h	1.5 h	2 h	3 h	4 h	5 h	6 h	8 h	10 h	20 h
1.60 V	830.3	621.5	505.9	437.2	344.2	289.9	222.5	182.7	155.8	136.4	110.8	93.6	52.1
1.65 V	778.7	595.7	490.5	427.3	338.4	285.5	219.6	180.7	154.2	135.1	109.7	92.8	51.7
1.70 V	716.9	558.5	467.3	411.8	329.3	279.3	215.6	177.8	152.0	133.2	108.3	91.6	51.2
1.75 V	631.3	514.3	439.5	393.1	321.5	272.9	212.3	175.6	150.8	131.1	107.2	90.8	50.7
1.80 V	542.8	454.7	393.6	355.2	296.5	256.7	204.9	171.2	146.6	128.8	105.1	88.9	50.0
1.83 V	481.9	411.3	361.0	329.1	277.3	243.3	197.5	164.9	142.3	125.5	102.0	86.5	48.5
1.85 V	444.0	380.6	337.6	310.1	265.8	233.0	189.3	158.8	138.1	121.4	99.8	83.9	47.2
1.87 V	405.0	350.6	313.7	289.9	249.7	220.7	179.2	150.7	131.9	116.2	95.5	81.0	45.4
1.90 V	333.9	298.8	269.3	250.3	220.7	194.0	159.3	135.6	118.9	106.2	87.3	74.5	42.1

Diagrams



SYSTEMS SUNLIGHT S.A.

Headquarters:

23rd km. National Road Athens-Lamia
 145 65 Ag. Stefanos Attica, Greece
 Tel.: +30 210 6245400
 Fax: +30 210 6245409

Manufacturing Plant:

Neo Olvio
 67 200 Xanthi, Greece
 Tel.: +30 25410 48100
 Fax: +30 25410 95446



www.sunlight.gr